



COMMONWEALTH of VIRGINIA
DEPARTMENT OF CONSERVATION AND RECREATION

Darryl Glover
Deputy Director for
Dam Safety,
Floodplain Management and
Soil and Water Conservation

Laura Ellis
Interim Deputy Director for
Administration and Finance

July 21, 2022

Garland Fenwick
Germanna Community College-Fredericksburg Campus
1000 Germanna Point Drive
Fredericksburg VA 22408

Your nutrient management plan (NMP) dated 8/1/2022 located in Spotsylvania County has been approved by the Virginia Department of Conservation and Recreation (DCR). The approved plan is for 2.1 acres. Only nutrient recommendations for applications to be made after the date of this letter are approved by this letter. Your NMP was written by Sara Rilverio, a nutrient management planner certified by DCR.

This site has not been inspected by DCR and this approval is contingent upon site conditions being as stated in the NMP. Any revisions to this plan must be approved by DCR. Any change in personnel resulting in a change to the plan manager should be reported to the Certified Nutrient Management Planner who will then make DCR aware. Please note that this letter should be kept with the NMP and supporting documentation including nutrient application records. This plan expires on 8/1/2025. Please feel free to contact me with any questions or concerns regarding this approval.

Best regards,

A handwritten signature in cursive script that reads "Anita Tuttle".

Anita Tuttle
Urban Nutrient Management Coordinator
Division of Soil and Water Conservation
600 East Main Street, 24th Floor
Richmond VA 23219
(804) 513-5958

Nutrient Management Plan for the Fredericksburg Campus Germanna Community College

Prepared for:

**Garland Fenwick
Director of Facilities
Germanna Community College
1000 Germanna Point Drive
Fredericksburg, VA 22408
540.423.9046**

Prepared By:

Sara J. Rilveria/Certified Nutrient Management Planner - Certification No. 943

**Wetland Studies and Solutions, Inc.
1620 Brook Road
Richmond, Virginia 23220**

Location Information	
Physical Address	<i>1000 Germanna Point Drive</i>
City State Zip	<i>Fredericksburg, VA 22408</i>
Coordinates	<i>38 N 13' 54.28"</i>
NAD 83 Deg Min Sec	<i>77 W 29' 34.73"</i>
VAHU6 Watershed Code	<i>RA-47 – Massaponax Creek</i>
County	<i>Spotsylvania</i>

Square Footage of Management Areas	
Total	<i>2.10 acres (91,505.86 ft²)</i>
Area 1	<i>.42 acres (18,337.75 ft²)</i>
Area 2	<i>.66 acres (28,707.85 ft²)</i>
Area 3	<i>.80 acres (34,772.41 ft²)</i>
Area 4	<i>.22 acres (9,687.88 ft²)</i>

Plan Start Date	<i>August 1, 2022</i>
Plan End Date	<i>August 1, 2025</i>
Planner Signature	<i>Sara Rilveria</i>

TABLE OF CONTENTS

1.0	INTRODUCTION AND SITE DESCRIPTION	1
1.1	Introduction	1
1.2	Site Description	1
1.3	Current and Future Turf Maintenance	1
2.0	SOIL SAMPLING AND ANALYSIS	1
3.0	NUTRIENT MANAGEMENT AREAS	2
3.1	Nutrient and Liming Applications	2
3.1.1	Nitrogen, Phosphorous and Potassium	2
3.1.2	Lime and pH	3
3.2	Problem Turfgrass Areas and Temporarily Inactive Nutrient Management Areas	3
3.3	Selection of Fertilizers	3
3.4	Pre- and Post-Emergent Herbicides	4
3.5	Precautions for Fertilizer Applications	4
4.0	ENVIRONMENTALLY SENSITIVE AREAS AND RECOMMENDED BUFFERS	4
5.0	OTHER TURF MANAGEMENT CONSIDERATIONS	5
6.0	RECORDKEEPING	5
7.0	REFERENCES	6

Tables

Table 1: Soil Test Summaries

Table 2: Nutrient Application Worksheet (NMA 1)

Table 3: Nutrient Application Worksheet (NMA 2)

Table 4: Nutrient Application Worksheet (NMA 3)

Table 5: Nutrient Application Worksheet (NMA 4)

Figures

Figure 1: Project Location

Figure 2: Soil Sampling Areas

Figure 3: Nutrient Management Areas

Figure 4: Liming Requirements

Appendices

Appendix A: Laboratory Soil Test Results

Appendix B: Application Record Forms

1.0 INTRODUCTION AND SITE DESCRIPTION

1.1 Introduction

This Nutrient Management Plan (NMP) is for the Fredericksburg Campus of the Germanna Community College (GCC) located in Spotsylvania east of I-95 and north of US Highway 17 (Figure 1). The entire property is 74.95 acres.

This NMP addresses only the nutrient management of turfgrass. Management of other vegetated areas containing trees, flowering ornamentals, small shrubs and groundcovers, is performed by each facility based on very site-specific conditions including but not limited to the type and status of vegetated areas, annual soil testing, and the occurrence of pests and weeds. This NMP is effective until August 1, 2025 or until major renovation or other changes to maintenance practices occur. This NMP should be used as a resource for planning the quantity and timing of turfgrass nutrient application based on sound agronomic practices.

1.2 Site Description

The campus contains turfgrass in many areas including around campus buildings, along roadways and around and within parking lots. The grounds are managed at a moderate maintenance level. Most turf areas have been seeded with blends of fescue with the exception a two stands of bermudagrass.

1.3 Current and Future Turf Maintenance

Turf maintenance is performed by GCC staff and other outside contractors when needed including mowing, herbicide, fertilizer and lime applications, as well as aeration and overseeding. It will be the responsibility of the Director of Facilities to ensure the management plan is followed.

2.0 SOIL SAMPLING AND ANALYSIS

Although most of the soils in the turf areas have been modified by cut and fill activities, the soils still retain most of the characteristics presented in the U.S. Department of Agriculture (USDA) soil survey and may still be classified as clay loams.

Soil samples were collected on March 21, 2022 from four (4) different turfgrass areas across the campus and submitted for laboratory analysis including pH, buffer pH, phosphorus and potassium, and other soil properties. Figure 2 shows the locations of the soil sampling areas as well as environmental sensitive areas and Table 1 presents the laboratory results. Appendix A presents the soil laboratory data. No sampling was performed within wooded or landscaped areas.

Soil laboratory results were converted into nutrient management ratings based on the Virginia Nutrient Management Standards and Criteria (VNMS&C). Soil phosphorous levels ranged from L+ to H-, and potassium concentrations ranged from M- to H+. Soil pH ranged from 5.9 to 6.9 Standard Units (SU), with all but one sample having a pH above the target level of 6.2.

3.0 NUTRIENT MANAGEMENT AREAS

Based on the soil test results, current turf conditions, the intensity of use, and overall visibility and aesthetic considerations, four (4) Nutrient Management Areas (NMA) at the Fredericksburg Campus have been established for this NMP. The number of nutrient management areas will facilitate effective management, protect water quality, and maintain healthy turf. Figure 3 shows the nutrient management areas and Figure 4 shows the liming areas. Table 2 presents the application schedule for the nutrient management and liming areas, discussed in greater detail in Section 3.1 below.

3.1 Nutrient and Liming Applications

3.1.1 Nitrogen, Phosphorous and Potassium

Nitrogen, phosphorous (P₂O₅) and potassium (K₂O) are the three macronutrients essential for healthy turf and, along with lime applications, are the central focus of the NMP. Phosphorous and potassium recommendations are based on the soil laboratory results. Nitrogen recommendations are based on the turfgrass needs, not soil test results, which vary based on the type of turfgrass (cool vs. warm season) and level of management (standard vs. intensive). Recommended rates and timing of all three macronutrients are based on the VNMS&C. This NMP uses most restrictive application rate for each NMA based on individual sample results where multiple sampling areas are part of the same NMA.

The acceptable window for nitrogen application for cool season fescue turf at the Fredericksburg Campus is six weeks prior to the last spring average frost and six weeks after the first fall average frost from March 4 until December 6. Although aggressive spring and summer nitrogen fertilization can result in lush, dark green foliage, this occurs at the expense of the turf root system. Turf with an inadequate root system will then struggle in the summer heat and moisture conditions. Additionally, too much nitrogen in spring and summer for cool season turf can result in leaching or runoff to nearby waterbodies. The bulk of nitrogen should be applied in monthly increments from September through November. As phosphorous and potassium are not as mobile as nitrogen and generally reside in soil for longer periods of time, the application timing of these two macronutrients is not as critical as nitrogen. Incremental applications of these nutrients from September to November are recommended. The acceptable window for nitrogen application for non-overseeded warm season bermuda turf at the Fredericksburg campus begins no earlier than the last spring average killing frost date and ends no later than one month prior to the first fall average killing frost date from March 15 to September 25.

3.1.2 Lime and pH

Soil acidity is critical to plants because it affects the availability of nutrients in the soil and potential leaching of nutrients from the soil. Cool season fescue prefers a soil pH that is slightly acidic, at a level of approximately 6.2 Standard Units (SU). Periodic lime applications are necessary for many Virginia soils to correct low pH, add buffering capacity, to provide secondary nutrients calcium and magnesium as well as some micronutrients. Liming rates are based on the soil test pH and the buffer indices.

According to the laboratory results, one (1) liming application of 30 lbs. per 1,000 square feet is needed for the first year of this NMP for Nutrient Management Area 1. See Table 2 for recommended amounts and timing of applications. No liming is recommended for the remainder of the soil sampling areas.

Liming recommendations are only for the first year following sampling. The soil should be tested for soil pH and Buffer pH in the late fall to winter each following year to determine if liming is necessary following the initial recommended liming.

3.2 Problem Turfgrass Areas and Temporarily Inactive Nutrient Management Areas

Turf in several areas across the campus appears thin, with bermudagrass mixed in and appears to need additions of topsoil and overseeding. Areas of ineffective groundcover and all active construction sites should be temporarily removed from active nutrient management until corrective measures can be applied to improve the turfgrass or groundcover conditions or the construction site is returned to active management. At the time of the development of this NMP, there were no active construction sites or turf areas that were designated as ineffective and removed from active management.

Corrective action options vary by area but may include additional soil amendments (compost/topsoil), aeration or shallow tilling, and the use of mulch, turf mats and blankets. Alternative landscaping such as groundcovers, pavers, and other hardscape treatments may be the best alternative for some areas. If turfgrass is the desired vegetative cover, the soil should be retested for soil and buffer pH and adjusted accordingly with limestone as part of corrective action.

3.3 Selection of Fertilizers

Specific fertilizers have not been selected as a part of this NMP to provide greater flexibility and cost savings. The landscape contractor has the option to select either commonly used fertilizer blends that they may already have in stock or are readily available, or they can use custom blends, a common practice in the commercial landscaping industry. Slow-release nitrogen containing fertilizers are recommended. This NMP will require revision should the Director of Facilities decide to use animal manures or Class B biosolids (not of exceptional quality).

Provided the maximum rate of nitrogen per application and the total annual rates of all three nutrients are not exceeded as detailed in Table 2, the Facility staff and/or a landscape contractor may use their discretion with the exact ratio of nutrients applied per application.

3.4 Pre- and Post-Emergent Herbicides

Weed control is a necessary requirement for healthy turf. Herbicides with nitrogen included may be used in the spring provided the application of nitrogen follows the amount allowed by this NMP and the VNMS&C. However, additional straight application of herbicides without nitrogen additives may be required.

3.5 Precautions for Fertilizer Applications

General precautions for fertilizer application include:

- Avoid applying fertilizers on steep slopes 48-hours prior to a rain event.
- Do not apply fertilizers to frozen or snow-covered ground, nor should they ever be used as ice melt.
- Avoid/minimize application of fertilizers to impervious areas such as parking lots, roads, and sidewalks, and within 25 feet of environmentally sensitive areas and stormwater collection/management facilities.
- Remove any granular materials that land on impervious surfaces by sweeping and collecting, and either put the collected material back in the bag or spread it onto the turf.

4.0 ENVIRONMENTALLY SENSITIVE AREAS AND RECOMMENDED BUFFERS

Five (5) environmentally sensitive areas were identified on the Fredericksburg Campus as shown on Figures 2 through 4:

- Permeable pavement in the parking lot in the Northeastern corner of the property.
- Filterra along the Eastern side of the property on the drive to the parking garage.
- Bioretention Basin to the South of the parking garage.
- Detention Basin to the South of the Bioretention Basin at the Southeastern corner of the property.
- Bioretention Basin south of the V. Earl Dickenson Building within the plaza area.

A no-fertilizer/pesticide application buffer area of at least 25 feet and preferably 50 feet should be established around these sensitive areas. Where practicable, native vegetation may be an alternative to turf in the buffer areas.

It is noted that identification of sensitive natural resources areas such as wetlands and streams is based on the publicly available National Hydrologic Dataset and the U.S. Fish & Wildlife Service (USFWS) National Wetland Inventory Maps. Field mapping of other wetlands and streams that may exist on the campus was outside the scope of this NMP.

5.0 OTHER TURF MANAGEMENT CONSIDERATIONS

Aeration - Extensive core cultivation/aeration in the late summer to early fall is recommended for the Fredericksburg campus. Core aeration is very disruptive to surface smoothness, but it is the best way to relieve the physical effects of soil compaction and increase soil oxygen levels.

Grass Seed Type - Reference the most recent Virginia Cooperative Extension's *Virginia Turfgrass Variety Recommendations* found online at <https://www.sites.ext.vt.edu/newsletter-archive/turfgrass/index.html> when selecting seed mix for over-seeding. The seed type should be suitable to regional environmental conditions.

Iron - Iron applications (particularly foliar applications) may periodically be used for enhanced greening as an alternative to nitrogen. These applications are most beneficial if applied in late spring through summer for cool season grasses and in late summer/fall applications for warm-season grasses. Since iron is a micronutrient, its application levels are very low. The color response is short-lived (typically two to three weeks) because the iron-induced color response in the leaves is removed by mowing.

Returning and Management of Grass Clippings - The recycling of grass clippings on turf should be encouraged as an effective means of recycling nitrogen, phosphorus, and potassium. Where aesthetics allow, all clippings from mowing events should be returned to the turf rather than discharging them onto sidewalks or streets. Clippings should not be blown onto impervious surfaces or surface waters, dumped down stormwater drains, or piled outside where rainwater will leach out the nutrients creating the potential for nutrient loss to the environment

Spreader Equipment Calibration - Spreader equipment calibration is critical to NMP implementation. The landscape contractor should supply equipment calibration records to the Director of Facilities on a routine basis.

6.0 RECORDKEEPING

Proper NMP implementation requires diligent record keeping of fertilizer, lime and herbicide applications, and turfgrass conditions. Important information to retain with the plan includes soil tests reports; spreader settings; calibration results, dates of fertilizer application and rates applied; seeding or renovation; and unusual stresses caused by disease, drought, and pests. This information will also provide the background needed for future plan revisions. NMP Application record keeping forms are included in Appendix B for use for tracking fertilizer, lime, pesticide and herbicides.

7.0 REFERENCES

Nutrient Management Training and Certification Regulations 4VAC50-85 (effective date November 23, 2014)

Virginia Nutrient Management Standards and Criteria (Revised July 2014):
<https://www.dcr.virginia.gov/document/standardsandcriteria.pdf>

Urban Nutrient Management Handbook (August 16, 2019); 430-350: <https://resources.ext.vt.edu/>

A Spreadsheet-Based Soil Test Converter for Turfgrass Professionals and Nutrient Management Planning in Virginia (November 1, 2018); SPES-60P: <https://resources.ext.vt.edu/>

Soil Test Note #1 – Explanation of Soil Tests (December 1, 2018): <https://resources.ext.vt.edu/>

TABLES

Table 1 - Soil Test Summary

Site:		Fredericksburg Campus - GCC							
Testing Lab:		Waypoint Analytical (Formerly A&L Eastern Laboratories)							
Sample Date:		03/21/2022							
Soil Sampling Area ID	Square Feet	Soil pH (SU)	Buffer pH (SU)	P (Mehlich I) ppm	P (H/M/L)	K (Mehlich I) ppm	K (H/M/L)	Soil description	Turf Species
FA-1	18,337.75	5.9	6.81	5.90	L+	42	M-	Dark Brown, Clay Loam	Cool season, fescue
FA-2	28,707.85	6.5	DNC*	19.64	H-	96	H-	Dark Brown, Clay Loam	Cool season, fescue
FA-3	34,772.41	6.9	DNC*	6.82	M-	131	H	Dark Brown, Clay Loam	Cool season, fescue
FA-4	9,687.65	6.4	DNC*	10.94	M-	151	H+	Dark Brown, Clay Loam	Cool season, fescue

Notes: SU = Standard Units; ppm = parts per million; P and K ratings are from Virginia Nutrient Management Standards & Criteria.
DNC* = Buffer pH did not compute because the pH was above 6.2, according to Waypoint Analytical personnel.

Table 2 – Nutrient Application Worksheet – Nutrient Management Area 1

Site: **Fredericksburg Campus – GCC**

Begins: **8/01/2022** Expires: **8/01/2025**

Nutrient Management Area: **1**

Square Feet: **18,337.75**

Landscape Plants: **Cool Season Turf (Fescue)**

Annual Nutrient Needs (lbs/1000 ft ²) ¹	Application Month/Day ^{1,2}	Amendment Material Notes	% Slow Release N	Total N (lbs/1000 ft ²)	Total P205 (lbs/1000 ft ²)	Total K20 (lbs/1000 ft ²)	Lime Recommendation (lbs/1000 ft ²) ³
2.8*-2.0*-2.0*	April 15-May 15	N- Fertilize & Lime	50% or greater	0.5	0	0	30
	Sept 1	Aerate, Overseed & Fertilize	50% or greater	0.9	0.75	0.75	
	Oct 1	Fertilize	50% or greater	0.9	0.75	0.75	
	Nov 1	Fertilize	50% or greater	0.5	0.50	0.50	
	Totals:			2.8	2.0	2.0	

Notes:

* Up to 3.5 lbs of nitrogen per 1000 ft² is allowed for this NMA area per the VNMS&C, but only 2.8 lbs per 1000 ft² is recommended in this plan for consistency. 2 lbs of P2O5 per 1000 ft² is recommended in this plan. 2 lbs of K2O per 1000 ft² is recommended in this plan.

1. Fertilizer recommendations are flexible provided the following conditions are met: a) no more than 0.7 pounds of Water Soluble N per 1000 ft² is applied within a 30-day period; b) no more than 0.9 pounds of Total N (per 1000 ft²) may be applied within a 30-day period; and c) Total annual fertilizer amounts for each nutrient should not exceed the Annual Nutrient Needs listed in column 1.

2. The month and day designations are a general guideline. Apply as close to the month as possible, using the day designation to determine the interval between applications.

3. A single lime application is recommended for Nutrient Management Area 1 in the amount of 30 lbs per 1000 ft². Lime applications are for the first year after sampling only. Liming for following years should be based on additional soil pH and Buffer pH testing.

4. Do not apply inorganic fertilizers on frozen or snow-covered ground, or on denuded areas. Any fertilizer that makes its way onto impervious surfaces should be swept or blown back into pervious turfgrass – covered areas. Do not use fertilizers as ice melt.

5. Use a drop spreader for application of inorganic fertilizers on turf areas less than 10 feet wide or on slopes greater than 2%.

6. Apply pre and or post emergent herbicides as needed, but do not use fertilizer containing herbicide prior to April 15th and conditions must be met in Note 1.

Table 3 – Nutrient Application Worksheet – Nutrient Management Area 2

Site: Fredericksburg Campus – GCC

Begins: 8/01/2022 Expires: 8/01/2025

Nutrient Management Area: 2

Square Feet: 28,707.85

Landscape Plants: Cool Season Turf (Fescue)

Annual Nutrient Needs (lbs/1000 ft ²) ¹	Application Month/Day ^{1,2}	Amendment Material Notes	% Slow Release N	Total N (lbs/1000 ft ²)	Total P205 (lbs/1000 ft ²)	Total K20 (lbs/1000 ft ²)	Lime Recommendation (lbs/1000 ft ²) ³
2.8*-2.0*-1.0*	April 15-May 15	N- Fertilize & Lime	50% or greater	0.5	0	0	
	Sept 1	Aerate, Overseed & Fertilize	50% or greater	0.9	0.75	0.50	
	Oct 1	Fertilize	50% or greater	0.9	0.75	0.25	
	Nov 1	Fertilize	50% or greater	0.5	0.50	0.25	
	Totals:			2.8	2.0	1.0	

Notes:

* Up to 3.5 lbs of nitrogen per 1000 ft² is allowed for this NMA area per the VNMS&C, but only 2.8 lbs per 1000 ft² is recommended in this plan for consistency. 2 lbs of P2O5 per 1000 ft² is recommended in this plan. 1 lb of K2O per 1000 ft² is recommended in this plan.

1. Fertilizer recommendations are flexible provided the following conditions are met: a) no more than 0.7 pounds of Water Soluble N per 1000 ft² is applied within a 30-day period; b) no more than 0.9 pounds of Total N (per 1000 ft²) may be applied within a 30-day period; and c) Total annual fertilizer amounts for each nutrient should not exceed the Annual Nutrient Needs listed in column 1.

2. The month and day designations are a general guideline. Apply as close to the month as possible, using the day designation to determine the interval between applications.

3. No lime is required for the turf areas in NMA 2 for the first year of this NMP. Lime applications are for the first year after sampling only. Liming for following years should be based on additional soil pH and Buffer pH testing.

4. Do not apply inorganic fertilizers on frozen or snow-covered ground, or on denuded areas. Any fertilizer that makes its way onto impervious surfaces should be swept or blown back into pervious turfgrass – covered areas. Do not use fertilizers as ice melt.

5. Use a drop spreader for application of inorganic fertilizers on turf areas less than 10 feet wide or on slopes greater than 2%.

6. Apply pre and or post emergent herbicides as needed, but do not use fertilizer containing herbicide prior to April 15th and conditions must be met in Note 1.

Table 4 – Nutrient Application Worksheet – Nutrient Management Area 3

Site: **Fredericksburg Campus – GCC**

Begins: **8/01/2022** Expires: **8/01/2025**

Nutrient Management Area: **3**

Square Feet: **34,772.41**

Landscape Plants: **Warm Season Turf (Bermuda)**

Annual Nutrient Needs (lbs/1000 ft ²) ¹	Application Month/Day ^{1,2}	Amendment Material Notes	% Slow Release N	Total N	Total P ₂ O ₅ (lbs/1000 ft ²)	Total K ₂ O (lbs/1000 ft ²)	Lime Recommendation (lbs/1000 ft ²) ³
4.0^(1f)-2.0-0.75	April	Lime					0
	April 15 - May 1	N - Fertilize	50% or greater	.50 ^(1b)	0	0	
	June 1	Fertilize	50% or greater	1.0 ^(1c)	0	0	
	July 1	Fertilize	50% or greater	1.0 ^(1c)	0.75	0.25	
	August 1	Fertilize	50% or greater	1.0 ^(1c)	0.75	0.25	
	Sept 1 – Sept 25	N - Fertilize	50% or greater	.50 ^(1b)	0.50	0.25	
	Totals:				4.0	2.0	0.75
If Overseeded with Perennial Ryegrass							
1.0^(1g)-0-0	Oct – Nov	N - Fertilize	50% or greater	0.5 ^(1f)	0	0	
	Feb - Mar	N - Fertilize	50% or greater	0.5 ^(1f)	0	0	
	Totals:			1.0	0	0	

Notes:

- Fertilizer recommendations are flexible if the following conditions are met: (a) no more than 0.7 pounds of Water Soluble N per 1000 ft² is applied within a 30-day period; Water Soluble N must be applied as two applications not to exceed 0.35 lbs/1000 ft² each with a minimum of 15 days between applications. (b) Alternatively, using a material containing slowly available nitrogen sources, split applications of 0.5 lb/1000 ft² may be applied with a minimum of 15 days between applications; (c) no more than 1.0 lbs of Total N per 1000 ft² may be applied within a 30-day period; d) total annual fertilizer amounts for each nutrient shall not exceed the Annual Nutrient Needs listed in column 1; (e) if a material containing slowly available forms of nitrogen is used, nitrogen application rates up to 1.0 lb/1000 ft² may be applied in a single application with a minimum of 30 days between applications; (f) If the Campus decides to add N for overseeding, they must reduce the other applications to a total of 3 pounds as the maximum allowable N for commercial turf is 4 pounds. (g) up to 1.0 lb/1000 ft² of additional nitrogen is allowed if overseeding with perennial ryegrass. This may be accomplished using split applications of 0.5 lbs/1000 ft² applied with a minimum of 15 days between applications.
- The month and day designations are a general guideline. Apply as close to the month as possible, using the day designation to determine the interval between applications.
- No lime is required for the turf areas in NMA 3 for the first year of this NMP. Lime applications are only for the first year. Liming for years 2 and 3 shall be based on additional soil pH and Buffer pH testing.
- Do not apply inorganic fertilizers on frozen or snow-covered ground, or on denuded areas. Any fertilizer that makes its way onto impervious surfaces should be swept or blown back into pervious turfgrass – covered areas. Do not use fertilizers as ice melt.
- Use a drop spreader for application of inorganic fertilizers on turf areas less than 10 feet wide or on slopes greater than 2%.
- Apply pre and/or post emergent herbicides as needed, but do not use fertilizer containing herbicide before April 15th. Conditions must be met in Note 1.

Table 5 – Nutrient Application Worksheet – Nutrient Management Area 4

Site: **Fredericksburg Campus – GCC**

Begins: **8/01/2022** Expires: **8/01/2025**

Nutrient Management Area: **4**

Square Feet: **9,687.85**

Landscape Plants: **Cool Season Turf (Fescue)**

Annual Nutrient Needs (lbs/1000 ft ²) ¹	Application Month/Day ^{1,2}	Amendment Material Notes	% Slow Release N	Total N (lbs/1000 ft ²)	Total P2O5 (lbs/1000 ft ²)	Total K2O (lbs/1000 ft ²)	Lime Recommendation (lbs/1000 ft ²) ³
2.8*-1.5*-0.5*	April 15-May 15	N- Fertilize & Lime	50% or greater	0.5	0	0	
	Sept 1	Aerate, Overseed & Fertilize	50% or greater	0.9	0.50	0.25	
	Oct 1	Fertilize	50% or greater	0.9	0.50	0.25	
	Nov 1	Fertilize	50% or greater	0.5	0.50	0.0	
	Totals:			2.8	1.5	0.5	

Notes:

* Up to 3.5 lbs of nitrogen per 1000 ft² is allowed for this NMA area per the VNMS&C, but only 2.8 lbs per 1000 ft² is recommended in this plan for consistency. 1.5 lbs of P2O5 per 1000 ft² is recommended in this plan. .5 lb of K2O per 1000 ft² is recommended in this plan.

1. Fertilizer recommendations are flexible provided the following conditions are met: a) no more than 0.7 pounds of Water Soluble N per 1000 ft² is applied within a 30-day period; b) no more than 0.9 pounds of Total N (per 1000 ft²) may be applied within a 30-day period; and c) Total annual fertilizer amounts for each nutrient should not exceed the Annual Nutrient Needs listed in column 1.

2. The month and day designations are a general guideline. Apply as close to the month as possible, using the day designation to determine the interval between applications.

3. No lime is required for the turf areas in NMA 4 for the first year of this NMP. Lime applications are only for the first year. Liming for years 2 and 3 shall be based on additional soil pH and Buffer pH testing.

4. Do not apply inorganic fertilizers on frozen or snow-covered ground, or on denuded areas. Any fertilizer that makes its way onto impervious surfaces should be swept or blown back into pervious turfgrass – covered areas. Do not use fertilizers as ice melt.

5. Use a drop spreader for application of inorganic fertilizers on turf areas less than 10 feet wide or on slopes greater than 2%.

6. Apply pre and or post emergent herbicides as needed, but do not use fertilizer containing herbicide prior to April 15th and conditions must be met in Note 1.

FIGURES

Figure 1: Fredericksburg Campus Project Location



Campus Boundary

Prepared by JDB, 6/30/2022 5:25 PM
 Sources: VCIN Most Recent
 Projection: NAD 1983 StatePlane Virginia South FIPS 4502 Feet

FIGURE 1
PROJECT LOCATION
 GCC - Fredericksburg NMP

0 1,000 2,000
 Feet

Fredericksburg, Virginia

Figure 2: Fredericksburg Campus Soil Sampling Areas



Prepared by JDB, 6/30/2022 5:23 PM
 Sources: VGIN Most Recent
 Projection: NAD 1983 StatePlane Virginia South FIPS 4502 Feet

- FA-1
- FA-2
- FA-3
- FA-4
- Campus Boundary
- National Hydrography Dataset (NHD)
- Environmentally Sensitive Area








FIGURE 2
SOIL SAMPLING AREAS
 GCC - Fredericksburg NMP

0 250 500
 Feet

Culpeper, Virginia

Figure 3: Fredericksburg Campus Nutrient Management Areas



-  NMA-1
-  NMA-2
-  NMA-3
-  NMA-4
-  Campus Boundary
-  National Hydrography Dataset (NHD)
-  Environmentally Sensitive Area

Prepared by JDB, 7/18/2022 1:03 PM
 Sources: ESRI, OpenStreetMap, VGIN
 Projection: NAD 1983 StatePlane Virginia South FIPS 4502 Feet

FIGURE 3
NUTRIENT MANAGEMENT AREAS
 GCC - Fredericksburg NMP

0 250 500 Feet

Lynchburg, Virginia

Figure 4: Fredericksburg Campus Liming Areas



Prepared by JDB, 6/30/2022 5:21 PM
 Sources: VGIN Most Recent
 Projection: NAD 1983 StatePlane Virginia South FIPS 4502 Feet

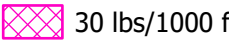


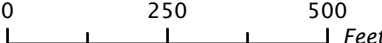
- Liming Area:**
-  30 lbs/1000 ft²
 -  Environmentally Sensitive Area
 -  Campus Boundary
- National Hydrography Dataset (NHD)

FIGURE 4
LIMING AREA
 GCC - Fredericksburg NMP



Lynchburg, Virginia

APPENDICES

Appendix A: Laboratory Soil Test Results

Report Number: 22-077-0981

Account Number: 78934



7621 Whitepine Road, Richmond, VA 23237
 Main 804-743-9401 ° Fax 804-271-6446
 www.waypointanalytical.com

Send To: Wetlands Studies Solutions
 201 Church Street
 Suite C
 Blacksburg VA 24060

"Every acre...Every year."™

Grower: GCC Fredericksburg Area Campus: GCC-FA
 1000 German Point Dr
 Fredericksburg VA 22408

SOIL ANALYSIS REPORT

Analytical Method(s): SMP Buffer pH Mehlich 3 Loss On Ignition Water pH

Date Received: 03/18/2022

Date Of Analysis: 03/21/2022

Date Of Report: 03/21/2022

Sample ID Field ID	Lab Number	OM	W/V	ENR	Phosphorus			Potassium	Magnesium	Calcium	Sodium	pH		Acidity	C.E.C
		% Rate	Soil Class	lbs/A	M3 ppm Rate	ppm Rate	ppm Rate	K ppm Rate	Mg ppm Rate	Ca ppm Rate	Na ppm Rate	Soil pH	Buffer Index	H meq/100g	meq/100g
FA-1	15561	4.2 M		124	20 L			118 M	188 H	761 M		5.9	6.81	1.2	6.9
FA-2	15562	4.1 M		121	50 M			135 H	184 H	1017 M		6.5		0.6	7.6
FA-3	15563	5.9 H		150	22 L			184 VH	169 M	2090 H		6.9		0.2	12.5
FA-4	15564	5.9 H		150	31 M			213 VH	196 H	1390 M		6.4		0.9	10.0

Sample ID Field ID	Percent Base Saturation					Nitrate	Sulfur	Zinc	Manganese	Iron	Copper	Boron	Soluble Salts		
	K %	Mg %	Ca %	Na %	H %	NO ₃ N ppm Rate	S ppm Rate	Zn ppm Rate	Mn ppm Rate	Fe ppm Rate	Cu ppm Rate	B ppm Rate	SS ms/cm Rate		
FA-1	4.4	22.7	55.1		17.4										
FA-2	4.6	20.2	66.9		7.9										
FA-3	3.8	11.3	83.6		1.6										
FA-4	5.5	16.3	69.5		9.0										

Values on this report represent the plant available nutrients in the soil. Rating after each value: VL (Very Low), L (Low), M (Medium), H (High), VH (Very High). ENR - Estimated Nitrogen Release. C.E.C. - Cation Exchange Capacity.

Explanation of symbols: % (percent), ppm (parts per million), lbs/A (pounds per acre), ms/cm (milli-mhos per centimeter), meq/100g (milli-equivalent per 100 grams). Conversions: ppm x 2 = lbs/A, Soluble Salts ms/cm x 640 = ppm.

This report applies to sample(s) tested. Samples are retained a maximum of thirty days after testing.

Analysis prepared by: Waypoint Analytical Virginia, Inc.

by: *Paucic Mc Groary*

Paucic Mc Groary Ph.D., CPAg

Appendix B: Application Record Forms

Fertilizer Application Records

Fertilizer Application Records									
Customer Information					Management Area Information				
Name:					Management Area ID:				
Address:					Management Area Size:				
					Target Species:				
					Notes:				
Date	Supervisor/Applicator	Weather Conditions			Fertilizer Analysis	Rate	Amount Fertilizer Used (1000 lbs/AC)	Application Equipment Used	
		Temp	Wind Speed	Precip					

When was the last time your fertilizer equipment was calibrated??? For information on calibration see Chapter 10 of the "Urban Nutrient Management Handbook". Available for download at <http://pubs.ext.vt.edu/430/430-350/430-350.html>

Herbicide Application Records

Herbicide Application Records									
Customer Information					Management Area Information				
Name:					Management Area ID:				
Address:					Management Area Size:				
					Target Species:				
					Notes:				
Date	Supervisor/Applicator	Weather Conditions			Herbicide Analysis	Rate	Amount Herbicide Used	Application Equipment Used	
		Temp	Wind Speed	Precip					

When was the last time your fertilizer equipment was calibrated??? For information on calibration see Chapter 10 of the "Urban Nutrient Management Handbook". Available for download at <http://pubs.ext.vt.edu/430/430-350/430-350.html>

Lime Application Records

Lime Application Records									
Customer Information					Management Area Information				
Name:					Management Area ID:				
Address:					Management Area Size:				
					Notes:				
Date	Supervisor/Applicator	Weather Conditions			Lime Analysis	Rate	Amount Lime Used (1000 lbs/AC)	Application Equipment Used	
		Temp	Wind Speed	Precip					

When was the last time your fertilizer equipment was calibrated??? For information on calibration see Chapter 10 of the "Urban Nutrient Management Handbook". Available for download at <http://pubs.ext.vt.edu/430/430-350/430-350.html>

Pesticide Application Records

Customer Information					Management Area Information			
Name:					Management Area ID:			
Address:					Management Area Size:			
					Target Species:			
					Notes:			
Date	Supervisor/Applicator	Weather Conditions			Pesticide Analysis	Rate	Amount Pesticide Used	Application Equipment Used
		Temp	Wind Speed	Precip				

When was the last time your fertilizer equipment was calibrated??? For information on calibration see Chapter 10 of the "Urban Nutrient Management Handbook". Available for download at <http://pubs.ext.vt.edu/430/430-350/430-350.html>